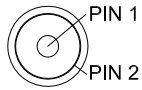


Revision Notes.			
1. FRAME UPDATED, NOTES UPDATED TO INCLUDE MANUFACTURING CONTROLS.			
Checked By: J.N	Approved By: D.K	Date Released: 11/11/11	
1. DIMENSIONS & TOLERANCES UPDATED			
Checked By: L.B	Approved By: D.K	Date Released: 22/02/12	

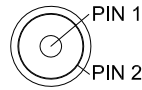
VIEW A



WHITE FEMALE PHONO
MATING FACE

PIN #	WIRE COLOUR	DESCRIPTION
1	WHITE	LEFT AUDIO
2	SCREEN	GROUND

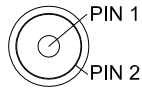
VIEW B



RED FEMALE PHONO
MATING FACE

PIN #	WIRE COLOUR	DESCRIPTION
1	RED	RIGHT AUDIO
2	SCREEN	GROUND

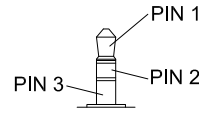
VIEW C



YELLOW FEMALE
PHONO MATING FACE

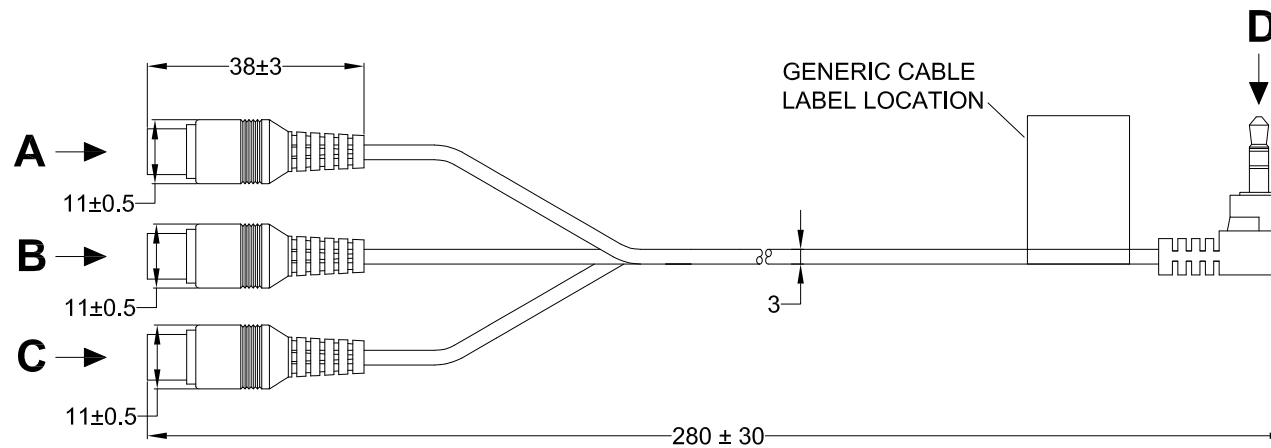
PIN #	WIRE COLOUR	DESCRIPTION
1	YELLOW	VIDEO INPUT
2	SCREEN	GROUND

VIEW D



3.5MM 3 POLE
MALE JACK

PIN #	WIRE COLOUR	DESCRIPTION
1	YELLOW	VIDEO INPUT
2	RED & WHITE	AUDIO LEFT & RIGHT
3	SCREEN	GROUND



NOTES:

1. DIMENSIONS IN MM.
2. ENSURE ARROWS LINE UP WITH LOCATING LUG ON CONNECTOR.
3. INTERNAL CABLES SHOULD BE ONE CONTINUOUS LENGTH.
4. CABLE COLOURS ARE SUBJECT TO CHANGE.
5. FOR CABLE LABEL REFER TO GENERIC CABLE LABEL TEMPLATE.
6. FOR MANUFACTURING CONTROLS PLEASE REFER TO ASSEMBLY PLANT DRAWING #SV237 REVISION 1.2.

PROPRIETARY NOTICE

THIS DESIGN AND TECHNICAL INFORMATION APPEARING ON THIS DRAWING IS THE PROPERTY OF BRIGADE ELECTRONICS, AND IS DISCLOSED IN CONFIDENCE. IT IS NOT TO BE COPIED, REPRODUCED, REVEALED TO OR EXPROPRIATED BY OTHERS, EITHER IN WHOLE OR IN PART WITHOUT THE EXPRESS WRITTEN CONSENT OF BRIGADE ELECTRONICS.

BRIGADE[®]
www.brigade-electronics.com

Assembly Pl Approval Xinyu Huang(21/02/12)	Approved by D.KERAI	Checked by B.CHILDS	Drawn by M.BUTLER
Angle of Projection 	Units mm	Scale N/A	Released 16/06/10
Status RELEASED	AC-027		
Stock Code #3198	BE-001086-02-10		